



The Oslerian

A MESSAGE FROM THE PRESIDENT

by PAM MILLER

THE WILDER PENFIELD ARCHIVE

President's Message (Continued)

Who's Working on What, Currently

Obit: I. Veith Mystery Quote AOS Committees

Obit: E. Pellegrino Neelon Readings Session at Oxford + Two Poems

Randolph Hotel, UK Abstracts: Final Call !

2
3
3
4
5
6
7
8

Greetings, Fellow Oslerians!

Historical records lead hazardous lives, frequently victims of institutional indifference, natural and human disasters. Institutions are chronically in need of space and the survival and care of medical archives frequently depends upon the foresight of collectors and record keepers. An excellent example of this is the Wilder Penfield Archive housed in the Osler Library. When Wilder Penfield, surgeon, scholar, collector and founder and first Director of the Montreal Neurological Institute (and Honorary Member of the American Osler Society) died in 1976, he left a world-renowned Institute (the MNI, commonly called The Neuro) with a rich legacy of teaching, research and care in neurology, neurosurgery and the neurosciences.



Wilder Penfield and Family, 1938

Penfield's career is summed up on the plaque on the face of the Institute, "Dedicated to Relief of Sickness and Pain and to the Study of Neurology". Less known is his archival legacy that preserves the written, iconographic, and artifactual history of the institution and of Penfield's life and research career. The survival of this collection is due in large part to the third Director of The Neuro, (American Osler Society member) Dr. William Feindel. Dr. Feindel, a Nova Scotian, graduate of Acadia University, McGill University (and like Penfield, a Rhodes Scholar, surgeon, scholar, and collector), has published regularly on Penfield and The Neuro. He has recently published *Images of the Neuro*, a collection of essays about its beginnings and early staff.

—~~Dr. Feindel who has had a lifelong~~ collecting and research interest in Thomas Willis (1621-1675), includes two of his essays on Willis, the founder of neurology. Penfield, aware of the importance of his own work, appointed Drs. Theodore Rasmussen and Dr. Feindel as the literary executors of his 40 metres of personal and professional papers including 11,797 photographs, 3,885 illustrations, 2,638 glass slides and 25 medals. In the decade following Penfield's death The Neuro employed staff assisted by volunteers who arranged and described the archive, placing the documents in acid-free files and boxes and drawing up an electronic finding aid.



President, Pam Miller

(Please continue on Pg 2 →)

PRESIDENT'S MESSAGE: THE WILDER PENFIELD ARCHIVE (Continued from page 1)

In 1987 the literary executors and the Board of Curators of the Osler Library, of which Dr. Feindel was a member, agreed to house the material in appropriate and accessible conditions at the Osler Library, where Penfield had served as a member of the Board of Curators and as Honorary Osler Librarian. Institutional records were deposited with the McGill University Archives, which continues to receive The Neuro's administrative records to this day. The archives of Penfield's partner William Vernon Cone (1897-1959) as well as material from colleagues, neurochemist K.A.C. Elliott (1903-1986) and neurologist F. L. McNaughton (1906-1986) were soon added to the Osler Library Archives, contributing to the strength of the Osler's neurological holdings. Today, detailed finding aids are accessible through the Osler Library web page, <http://osler.library.mcgill.ca/archives/>.

The Penfield Archive, however, represents only a small part of McGill's neurological archives. Over time, significant research materials had accumulated in offices and laboratories on The Neuro premises. In 2010 Dr. Feindel drew up plans to hire a contract archivist to produce a preliminary inventory and through an in house data base, combine not only all the material housed at The Neuro, but also material at the at Osler Library and the University Archives.

The vast collection at The Neuro houses countless treasures. For example, the Neurophotography Archives, is used as a basis for clinical research, laboratory research and historical information dating from 1934 to the present. The Neuropathology Archives is comprised of indexed and bound research records dating from the pioneer neurocytological studies by Drs. Penfield and Cone at the Presbyterian Hospital in New York from 1924, as well as studies from their Laboratory at the Royal Victoria Hospital and the MNI from 1928 to 1934 to the present. These records, along with microscopic slides and paraffin blocks of brain tissue, provide an unusual continuum of historical research information on neuropathology. The Epilepsy Surgery files consist of records of patients operated upon by Drs. Penfield, Rasmussen, Feindel and Olivier and their associates. They include neurophotographic records, brain mapping details, neuropsychology reports and follow-up brain imaging studies; 6,000 files that make up the largest and longest follow-up series of its kind. They served as a core resource from which Penfield and his team developed the world reputation of The Neuro for the surgical treatment of epilepsy and for enhancing the understanding of the order and disorder of

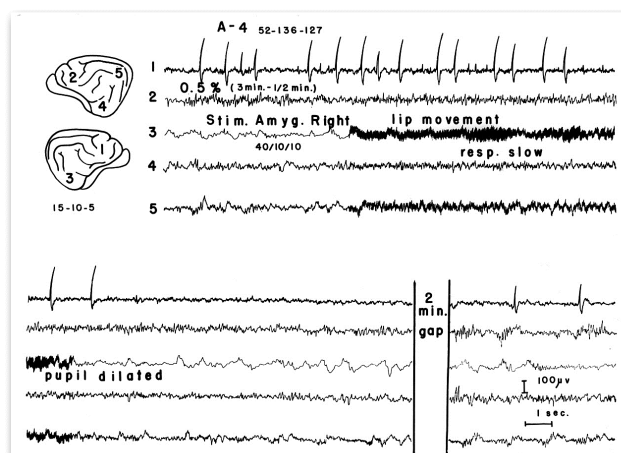


FIGURE 1

Seizure activity and arrest of strychnine spikes from the cortex with stimulation of the amygdala, from Feindel, W. & Gloor, P., Comparison of of Electrographic Effects...*EEG Clin Neurophysiol J.* 1954, 6: 389-402. Tracing is part of the Penfield Archive.



Neuropathology Laboratory, MNI, 1953
(From left: W. Penfield, J. Stratford, L. Roberts, J. Roth, W. Feindel, seated, W. Cone)
Photo by Yousuf Karsh


Neuro for the surgical treatment of epilepsy and for enhancing the understanding of the order and disorder of the human brain.

(Please continue on Page 3)

PRESIDENT'S MESSAGE: (Continued from Page 2)

The McGill University Archives houses the papers of many of the prominent members of the MNI staff including psychologist Donald O. Hebb (1904-1985), and physician, scientist and historian Pierre Gloor (1923-2003). Dr. Feindel is responsible for retrieving the Hebb papers from Nova Scotia for preservation. In 1977, he set aside considerable time from other commitments to finish the publication of Dr. Gloor's scholarly critique of the literature dealing with the temporal lobe and its disorders, Dr. Gloor having suffered a stroke before the work could be completed.

Clearly, the amount of material is daunting but a recent grant from the R. Howard Webster Foundation has launched a project to digitize a selection of neuro-history material drawn from the various locations across the University, the start of a virtual repository. This project will provide examples of archival content, but it is also intended to make material



Wilder Penfield in Sherrington's Lab

available on line that will allow in depth research, for example, Penfield's 1928 initial report to the Rockefeller Foundation on Neurology in Europe. To scans of the correspondence leading up to the foundation of The Neuro will be added the invaluable annual reports dating from the MNI's inception. Records of activities carried out during World War II will include wartime research at the MNI and material about the No.1 Neurological Hospital in Basingstoke, in Hampshire, southeast of London. Photo albums will be an important feature. The album compiled by Penfield while serving with the American Hospital in France in 1915 during World War I displays notes, drawings and photos. Included as well is the album of photos kept by Penfield of the "Sussex" on which Penfield was sailing when it was torpedoed in the English Channel. (Penfield recovered in Osler's Oxford home from injuries from that sinking.) Another album contains photos of Penfield at work in Charles Scott Sherrington's physiology laboratory at Oxford from 1915 to 1916.

Dr. Feindel's leadership inspired Dr. Granville Nickerson, MDCM, 1945 to establish in 2011, a generous endowment of \$250,000 for a Fellowship in Neuro History in the name of his late wife, Mary Louise Nickerson. The announcement of the \$10,000 Fellowship met with more applications than could be accommodated. Shortly after The Dimitrije Pivnicki prize in Neuro History was established offering \$4,000 worth of support to McGill students and outside researchers wishing to work in the same field. So far, topics examined have been: the shift in concepts of memory from Penfield's idea of memory as a tape recorder; how psychologist Donald O. Hebb facilitated a reintegration of psychology and neurology in the post-war world; and the evolving and controversial nature of Penfield's Homunculus.

It is due to the foresight, broad humanity, determination, charm and finely honed fund-raising abilities of Dr. William Feindel that this material has been preserved and made available to the public up to now. This digital project is the start of what we hope will lead to further digital opportunities to make even more material available for on-line research into our understanding of the human brain. While digitization is not a long term preservation tool, it does help provide access to bulky collections. This project will ensure that this rich resource is ready to respond to subjects that may very well become of vital research interest in the future.

— Pam Miller pamela.miller@mcgill.ca

[If readers would like additional video information about Dr. Wilder Penfield, see <http://youtu.be/QkzUocE3d3o> ;

Also, a tribute to Dr. Feindel may be found at www.youtube.com/watch?v=8MoZ-5OhUC8 .]

WHAT THEY'RE WORKING ON NOW

Rob Stone (robstone22@gmail.com) has indeed been busy. He's heading for a cinematic shoot in Indian Wells, CA for the National Western Team Tennis Tournament, to be followed by flying to Pensacola to do one with the Blue Angels. He's passionate about both groups, with whom he's worked before.

Bob Nesbit (rbnesbit@georgiahealth.edu) is busy as ever, running a tutorial/elective in the history of medicine history for thirty students this quarter, independent study in which each has to write a paper. He attended the AAMC meeting early in November in Philadelphia and always looks forward to the Southern Surgical that meets at the Homestead in December – the only time they see snow.

Joan Richardson (jrich@utmb.edu) keeps her schedule full taking care of babies, running the Peds Dept, and helping students get abstracts ready to submit for the Oxford meeting. She indicates that so far, four Osler Scholars and four students hoping to get to the UK Meeting.

Sandra Moss (sandra.moss3@verizon.net) is program chair for the Medical History Society of New Jersey, and is putting the finishing touches on a new biography of Edward Holder, M.D., a Newark physician who was the inventor of the sphigmograph, a kymograph-like instrument he used to measure pulse waves. [Gray-haired MDs will recognize the kymograph in the photo shown above of Wilder Penfield as a student.]

IN MEMORIAM: ILZA VEITH, Ph.D. (1912-2013): A Charter Member of AOS

Immediate AOS Past President Sandra Moss writes:

We were recently informed of the death of one of our founding members, Ilza Veith. Dr. Veith was the subject of two lengthy *Oslerian* columns (August and November, 2012), so I will just add a few words about her final years. Her friend and trustee, John Breinich, former executive director of the Hawaii Medical Library, informed the AOS of her death on June 8, 2013 at age 101, and sent this personal memoir:

"Ilza had a long and close relationship with Hawaii. She loved the islands, the people, and particularly the flowers, and she made many trips here over the years. She had many students from medical school/history of medicine days in Chicago and elsewhere who live/lived in Hawaii and her visits here were welcomed. Hawaii Medical Library hosted lectures presented by her with receptions to follow for friends to visit with her."

Oslerians who remember Ilza Veith or who met her through the *Oslerian* will be pleased to learn that she remained active in the history of medicine for over half a century following a hemiparetic stroke in 1954. Upon becoming professor emerita at the University of California (San Francisco) in 1979, she refused to embrace retirement and continued to write and lecture. Her warm relationship with the medical history community of Hawaii capped off a long and productive life.



ILZA VEITH in mid career

♂ MYSTERY OF THE ISSUE - (The s/he with the four right answers gets the Prize) ♀

[Please e-mail your answers to the editor!]

This Oslerian did not major in a science as an undergraduate so had to take an extra year of sciences, which he did at Bryn Mawr College. That year (1960) he took three science courses and was the only man in all his classes. He's convinced that extra year helped him get into medical school, for at the interview, the Dean asked him where he was in school. "Bryn Mawr College," he answered.

"I thought that was a women's school," the Dean said. The applicant replied that indeed it was, then explained the circumstances. They chatted on for half an hour. At the end of the interview, the Dean walked him to the door and shook his hand, with the comment "If you can get through a semester at Bryn Mawr taking three sciences, we'll take you." And so it happened.

While at Bryn Mawr, he heard a story about another student at the school that had a medical twist. During her first year at the college, she wasn't doing too well academically and was a discipline problem. The Dean wrote her father – who was a physician – to say, "Your daughter is not doing very well and we are considering sending her home."

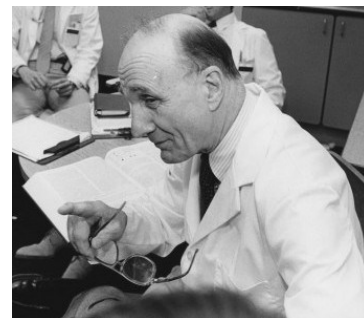
Her father wrote back to the Dean, "**If I had a patient who wasn't doing very well, I wouldn't consider sending him home.**" She stayed on and graduated in 1928. She was married that same year but was more interested in a career than being a wife; six years later she got divorced. She never remarried. Her failure in marriage was far exceeded by her success in her chosen career.

Prize: Who was the Oslerian, where did he go to medical school, and who was the other Bryn Mawr student and what was her career?

IN MEMORIAM EDMUND D. PELLEGRINO, M.D.

"There are two very disturbing questions abroad today in the medical profession. One asks, 'What difference does it make to be a physician?' The second asks, 'What difference does it make to be a Christian physician?'"

"Corollaries of the first question are: Why should physicians be expected to adhere to a system of ethics that requires more of them than of other persons in our society? Why should physicians try to suppress self-interest, at great cost to their own welfare and that of their families, when other professionals pursue self-interest with singular determination? . . . The nature of the healing relationship is in itself the foundation for the special obligations of physicians as physicians. These obligations, we hold, are binding on all physicians.



E.D. Pellegrino
(1920 – 2013)

"In this book we turn our attention to the second question: what difference does it make to be a Christian physician? This question asks whether anything is required over and above what is derivable philosophically if one professes to be a Christian as well as a physician. This is a timely question, since many Christian physicians are unclear about their identity and behavior and about how to reconcile profession and faith in a secular, pluralistic society."

So did Dr. Pellegrino introduce his 1996 book *The Christian Virtues in Medical Practice*, (co-authored with David C. Thomas). A renowned medical ethicist, Edmund Pellegrino joined the AOS in 1975. On the faculty at Georgetown University Medical School, he served as president of the Catholic University of America in D.C. from 1978 to 1992, and the Center for Bioethics at Georgetown was named for him in 2013.

Trained in internal medicine, he developed strong interests in the humanities and in bio-ethics. He was the recipient of over 40 honorary degrees and was a Master of the ACP, a Fellow of both Hastings Center and the American Academy for the Advancement of Science, and author of over 600 publications.

Several Oslerians knew Edmund Pellegrino. Here are their comments:

Jock Murray writes: Edmund Pellegrino had a personal impact on many institutions, organizations and individuals, but more importantly on the current philosophical and ethical basis of medicine. We think of Osler as the humanistic doctor, but Pellegrino conceptualized what Osler was practicing and in a way that could be incorporated into medical education through the medical humanities.

I reflected on my memories of Pellegrino, having read his writings since the late 1960's and as a visitor to Dalhousie on a number of occasions. Like so many others who knew him, even in a fleeting way, he was profoundly influential. I regard him as one of my most important teachers but also felt he was a friend. In the book I recommend to many, *"The Influence of Edmund D. Pellegrino's Philosophy of Medicine,"* I noted that so many others commented on his influence but also that they felt he was a friend. Osler and Pellegrino had this effect on people.

My lasting memory is of Pellegrino, after a major talk at Dalhousie, when other lecturers might seek an early bedtime, he came back and sat in a big lounging chair in the living room, with people gathered round, and talked and questioned and laughed and told stories into the early hours. He listened, commented, gave of himself and his views and beliefs and asked you for yours. No one there would ever forget the experience of being in the presence of a gentle master.

Jerry Barondess writes: I knew him but not well. He was a deeply thoughtful man whose perspectives on medicine as reflected in his publications were syncytial with his views on moral philosophy. As a result, his teaching moved, I thought easily, between the two.

Billy Andrews writes: Edmund Pellegrino was a loyal and wonderful friend for over half of my life. He was an intellectual giant who continued to help and teach us throughout our lives. My personal ties with him were largely in medicine and ethics; however, our conversations have extended into almost all areas of human endeavor. He truly loved and participated in the field of ethics and the humanities and was duly appreciated in many other areas of human endeavor where he will be dearly missed.

Dr. Pellegrino was in favor of national health insurance and for covering the indigent. Although his critics called him naïve and out of touch, relevant to the current arguments over President Obama's ACA, as far back as 1986, the *Washington Post* quoted him saying: "We keep talking about the cost of dialysis, which is \$2¹/₂ billion a year, but we spend that much a year on dogs at the track... What kind of society do we want?"

Edmund Pellegrino died at age 93 on June 12, 2013 at his home in Bethesda, MD.

For an interesting video of an interview of Edmund Pellegrino in 2010 please see the following website: <http://medicine.missouri.edu/videos/#pellegrino2010>

OSLERIAN LITERARY GATHERING PAYS HOMAGE TO FRANK NEELON: ON TO OXFORD!

By Clyde Partin, MD and Joe Lella, PhD

The popular literary get-togethers that have been the informal start of American Osler Society meetings for the last nine years came under new management in Tucson in 2013. Last year, after Dr. Neelon announced his intention to step down, Joe Lella and I were persuaded to captain the readings. Our first order of business was to rename it "The Frank Neelon Literary Gathering." One participant stated, "If Partin and Lella were half as good as Neelon, he would keep coming; but I hope he comes back next year." Another said that the sessions had been "A great kickoff to the annual conference." This was a shared sentiment.

The 2013 gathering featured lively and informative discussions of a quirky piece from *The New Yorker*, about Einstein's brain, penned by Christopher Heaney, and was followed with two poems which upon reflection demonstrated complementary ideas about teaching and mentoring in medicine. They were *The Surgeon*, by Alicia Suskin Ostriker [Please see her poem below ♠.] and *The Ropes* by Kimberly Manning. [Please see her poem below ♣.] Jarring final lines seemed to characterize both poems.

The final two readings were long articles, one by Lella on Camus' *The Plague*, and Atul Gawande's "Big Med," from *The New Yorker*. Camus provoked interesting discussions as to whether one needs a philosophical or theological justification for commitment to patients in extremely risky situations. Gawande's long article "Big Med," had too little time left for discussion. There was a consensus that the chain restaurant business model so vividly illustrated by the physician-author, had great potential for improving medical care through its intelligent and sensitive application. It also had potential to stir up resistance in the process.

Immediately after the session and in conversations with the "captains" late in the week, participants seemed enthusiastic about it—enough to encourage planning for Oxford. We are open to contributions from the membership: original Oslerian Haiku? or Oslerian British sonnets? We are currently considering poems by the late Nobel Prize winner Seamus Heaney (as a homage to Oxford where he was a professor), as well as stimulating poems by a range of physician poets world-wide. Shall we serve tea and crumpets? Watercress and ham sandwiches? **Show up Sunday, May 11, 2014 at 2 PM!**

♠ "The Surgeon" by A. K. Ostriker (see ♀)

I was still a kid
interning at State
he reminisces late in the meal —
It was a young red-headed woman
looked like my sister
when the lines went flat
I fell apart
shook
like a car with a broken axle
Went to the head surgeon
a fatherly man
Boy, he said, you got to fill a graveyard
before you know this business
and you just did row one, plot one

♣ "The Ropes" by K. Manning (see §)

I was asked to show you the ropes
to tie together for you those things
that seem so foreign right now
So lofty
So cryptic and far away
Do you hear that? No?
Try listening here
Your face illuminates
This time you hear it
Yes, you do
I warm my hands
You do the same
Synchronous palms rubbing like music
Hands pressing into carefully exposed flesh

Mine first, then yours
both of us smiling at the person
to whom what is being palpated belongs
Appreciative for this teachable moment
Whilst remembering who provided it
Or just maybe you are smiling
or ignoring and disconnecting yourself
because of what you saw me do
or not do when I was showing you these ropes

Listen as I share with you stories of ropes I've seen
the impossible ones that I unraveled
when no else could
Then I'll excite you with my one-handed ties
and enamor you with fancy knots
the ropes intertwining

Your eyes carefully
You don't want to miss a thing
See I was asked to show you the ropes
So as you can stand there smiling
and caring

And listening and trying
or rushing and discounting
and forgetting those words you learned
In kindergarten
like "please" and "thank you"
suddenly I freeze
Realizing that
I am the ropes.



Francis A. Neelon, M.D. conducted the Readings Sessions at the AOS Annual Meetings from 2003 to 2012. Ten years editor of the *North Carolina Medical Journal*, he is now Director of the Rice Diet Program at Duke.

(♀ Courtesy University of
Pittsburg Press)

(§ Courtesy of *Annals of
Internal Medicine*)

OXFORD'S RANDOLPH HOTEL — by Ruth Ward

The Randolph Hotel, venue for the 2014 conference, was built between 1863 and 1866, taking its name from the nearby Randolph Gallery, which in turn was named after the Rev Dr. Francis Randolph, a principal benefactor of the Ashmolean Museum. Its architect, William Wilkinson, a proponent of the Gothic style, also designed much of North Oxford's prestige suburban development. His book, "English Country Houses" features an illustration of 13 Norham Gardens, the house he had designed for the University orator; this later became the Oslers' home known as 'The Open Arms'. Thus the hotel already has an Oslerian connection.



The Randolph's opening ceremony on 17th February 1866 was described in *Jackson's Oxford Journal*, which noted "the massive staircase of Portland stone, the stairs being of a width recalling the baronial mansions of older time." The iron porch and the ballroom were added in 1889. A brochure of 1910 recommends it as "a first class hotel for families and gentlemen" and notes that it is "fitted with an American elevator and is supplied throughout with Electric Lighting." Luxury indeed, and at a cost of 21-42 shillings a night for a suite! Sadly, costs have increased dramatically since then!

The Lancaster Room used to feature a series of specially commissioned paintings by Sir Osbert Lancaster illustrating scenes from Max Beerbohm's satirical novel 'Zuleika Dobson'. These can now be found in the drawing room. Another literary connection is with Henry James who stayed here on his first visit to England in 1872. From this hotel, his characters in 'A Passionate Pilgrim and Other Tales' (1875), set out to visit the Oxford Colleges. T S Eliot was also a regular guest at the Randolph.

The Randolph featured in the film 'Shadowlands' about the life of C S Lewis. A scene showing the first meeting between Lewis and Joy Gresham, who later became his wife, was filmed in the drawing room. Joy enters and calls out, "Anyone here called Lewis?" In real life this meeting took place in the Eastgate Hotel in Merton Street, which was a favourite haunt of Lewis, but the Randolph was considered to be a more impressive setting for the film.

Devotees of Inspectors Morse and Lewis (no relation to the above!) may recognize parts of the hotel since it was used in several episodes, and the principal actors have always stayed there. The bar, which is now called 'The Morse Bar', serves special Morse cocktails and displays photographs from various episodes, along with a portrait of Colin Dexter, the creator of Morse, who is a regular visitor. Continuing the Morse theme, there is also a plaque donated by the Inspector Morse Society, quoting Morse's opinion of "the Randolph, where they serve a decent pint."

Michael Bliss records that some of Osler's wealthier patients used to stay here. And Archibald Malloch records in his journal that he and Osler went to the Randolph to show Wilfred Finch and his sisters the pictures of Burley at the Bodleian. Wilfred Finch was a descendant of Sir John Finch, a distinguished 17th century physician. In a note of July 1915, Osler wrote, "Archie Malloch has just gone to open a new hospital at Burley-on-the-Hill, the home of the Finches. I have got him interested in Sir John Finch and Sir Thos Baines, the David and Jonathan of the profession in the 17th century. This is a most interesting story. Archie has been working at the Bodleian and has got out all sorts of interesting facts. I hope he will get a number of Finch's letters at Burley." Osler had encouraged some of his young friends to take their minds off the war by undertaking literary research. Malloch published his study in 1917 and it is included in *Bibliotheca Osleriana*.

More recently, in 1945, with the end of the Second World War in sight, a number of balls were held in Oxford. The Randolph hosted one that year which was attended, among others, by a student couple named Tony Bray and Margaret Roberts. Margaret wore a blue dress with a spray of eight carnations which Tony had bought for her in London. The romance fizzled out but both went on to experience long and happy marriages. The lady is better known today as Baroness Thatcher. At the time she wrote that this was "the best and biggest ball I have ever been to". It took place in the ballroom where our conference will be held.

Whilst dancing is not on the agenda for next May it is hoped that everyone will enjoy the facilities of the hotel, including the spa which is its most recent feature, and of course its excellent location in the heart of Oxford.

MYSTERY QUOTES OF THE ISSUE [Who said it, to whom, and when? (Send 4 answers to the Editor.)]

Quote #1: "The occasion which calls us together reminds us not a little of that other ceremony which unites a man and a woman for life. The banns have already been pronounced which have wedded our young friends to the profession of their choice. It remains only to address to them some friendly words of cheering counsel, and to bestow upon them the parting benediction."

Quote #2: After this, we visited the school-house hospital. A fine young fellow, whose arm had been shattered, was just falling into the spasms of lock-jaw. The beads of sweat stood large and round on his flushed and contracted features. He was under the effect of opiates, — why not (if his case was desperate, as it seemed to be considered) stop his sufferings with chloroform? It was suggested that it might shorten life. "What then?" I said. "Are a dozen additional spasms worth living for?" (*Hint: Both quotes have same author.*)

AMERICAN OSLER SOCIETY

President: Pamela J. Miller
 Montreal, QC
pamela.miller@mcgill.ca

SECRETARY: Chris J. Boes
 Mayo Clinic
 200 First Street, SW
 Rochester, MN 55905
 TEL: 507/538-1038 507/284-4074
boes.christopher@mayo.edu

TREASURER: R. Dennis Bastron
 Tucson, AZ
rdbastron@comcast.net

The Oslerian EDITOR:
Joseph B. VanderVeer, Jr.
 10 Sugar Knoll Drive
 Devon, PA 19333
joebvv2@live.com



Aequanimitas

The AMERICAN OSLER SOCIETY exists to bring together members of the medical and allied professions, who by common inspiration are dedicated to memorialize and perpetuate the just and charitable life, the intellectual resourcefulness, and the ethical example of Sir William Osler, who lived from 1849 to 1919. Its OSLERIAN is published quarterly.

We're on the Web!
 √ us out at:
www.americanosler.org

FINAL CALL for ABSTRACTS for 2014

Meeting in Oxford, UK

May, 11-14, 2014

Abstracts should be sent by e-mail to: aosrenee@gmail.com with a copy to boes.christopher@mayo.edu and must be **received** by 15 November 2013. Abstracts submitted by e-mail will be acknowledged. The abstract should be no longer than one page. It should begin with the complete title, the names of all co-authors, and the corresponding author's mailing address, telephone number, FAX, and e-mail address. This should be followed by a two to three sentence biographical sketch indicating how the author would like to be introduced. (This will probably be your entire introduction. Don't be modest!). The text should provide sufficient information for the Program Committee to determine its merits and possible interest to the membership. The problem should be defined and the conclusions should be stated. Phrases such as "will be presented" should be avoided or kept to a minimum.

Three learning objectives should be given after the abstract. Each learning objective should begin with an active verb indicating what attendees should be able to *do* after the presentation (for example, "list," "explain," "discuss," "examine," "evaluate," "define," "contrast," or "outline"; avoid noncommittal verbs such as "know," "learn," and "appreciate"). The learning objectives are required for Continuing Medical Education credit.

A cover letter should state: Whether any of the authors have a potential conflict-of-interest such as direct financial involvement in the topic being discussed, and whether there will be any mention of off-label use of drugs or other products during the presentation.

Standard audiovisual equipment will consist of a laptop computer and LCD projector. Presenters should carefully weigh, and justify, requests for *additional* AV equipment since this will add substantially to the cost of the meeting. (*Specifically request additional equipment.*)

Each presenter will have a 20-minute time slot, which will be strictly enforced. *Presenters should rehearse and time their papers to 15 minutes*, in order to permit brief discussions and to be fair to the other speakers. Although 20 minutes might seem quite short for a paper in the humanities, our experience with this format has been overwhelmingly favorable. (Timekeepers are dedicated and strict!)

Abstracts will be accepted by e-mail up until 15 November 2013. Send with objectives and cover letter to: aosrenee@gmail.com with a copy to: boes.christopher@mayo.edu. Please make submissions in Microsoft WORD format.

AOS Members — Please forward to the editor information worth sharing with one another for MEMBERS IN THE NEWS column, including awards and publications for yourself or other Oslerians. - JBV